



Single Survey Report

on

3 Baikie's Buildings Junction Road Kirkwall

Customer: Executry of the late Robert Moodie

Customer address: c/o Lows
Broad Street
Kirkwall

Date of inspection: 23/02/2024

Prepared by: N J Coward, MRICS
The Office
Burgar House
Evie
KW17 2NJ



1. INFORMATION AND SCOPE OF INSPECTION

This section tells you about the type, accommodation, neighbourhood, age and construction of the property. It also tells you about the extent of the inspection and highlights anything that the surveyor could not inspect.

All references to visual inspection refer to an inspection from within the property without the need to move any obstructions and externally from ground level within the site and adjoining public areas. Any references to left or right are taken facing the front of the property.

The inspection is carried out without causing damage to the building or its contents and without endangering the occupiers or the surveyor. Heavy furniture, stored items and insulation are not moved. Unless identified in the report the surveyor will assume that no harmful or hazardous materials or techniques have been used in the construction. The presence or possible consequences of any site contamination will not be researched.

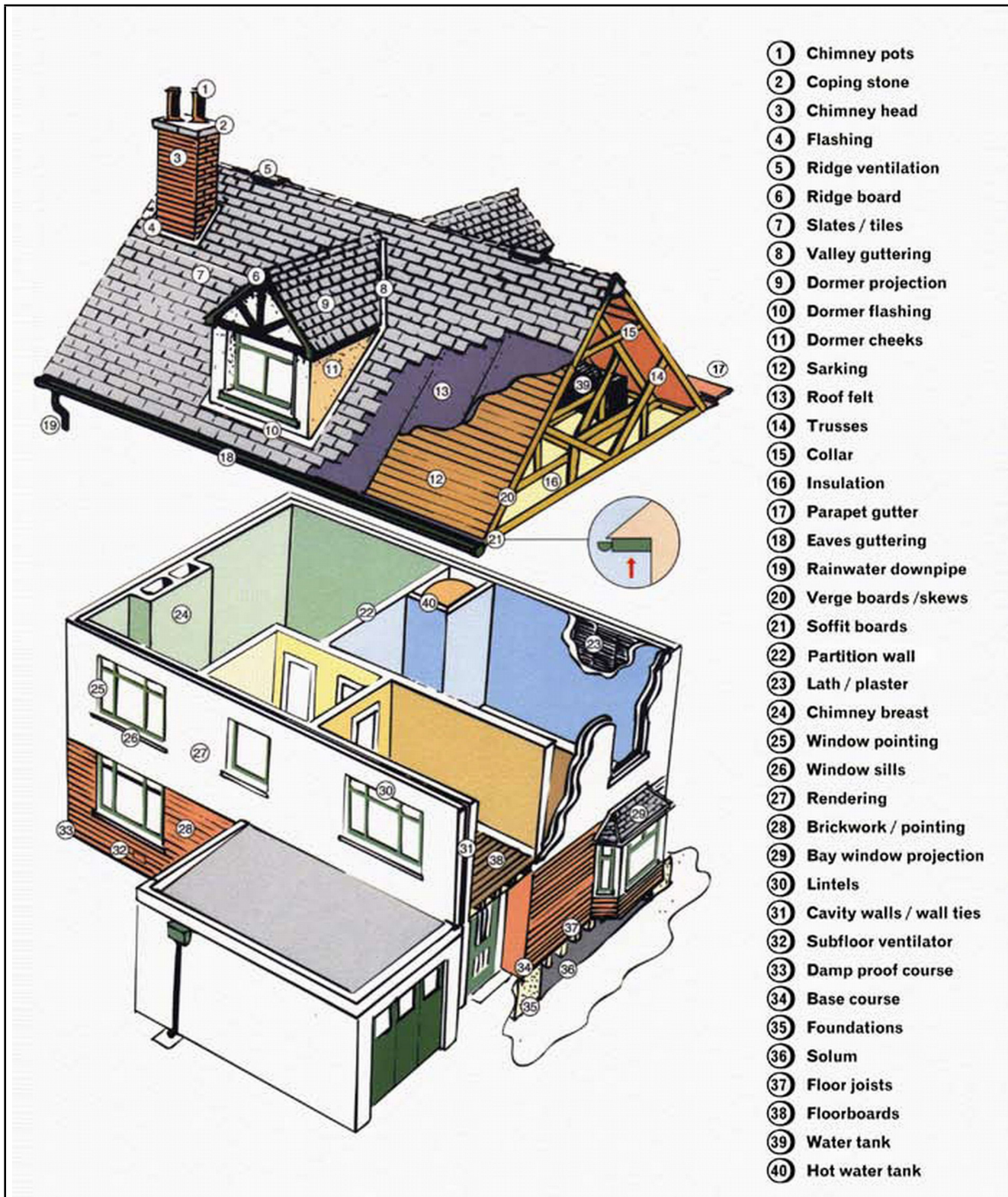
Services such as TV/cable connection, internet connection, swimming pools and other leisure facilities etc. were not inspected or reported on.

Description	Semi-detached house with a further house sharing the rear elevation.
Accommodation	Entrance Hall, Sitting-room, Rear Lobby, Shower-room and Kitchen on the Ground Floor; Landing and Bedroom on the First Floor.
Gross internal floor area (M2)	70
Neighbourhood	Residential area within the centre of Kirkwall.
Age	100
Weather	Bright after heavy rain

Chimney stacks	Stone built chimney, pointed externally with stone soaker and stone head. An additional layer of cement plaster has been applied to the head.
Roofing including roof space	Pitched roof clad in Welsh Slate. Clay ridge tiles seal the peak. Minimal glass wool insulation is fitted between the roof timbers. Access to the void is by a small ceiling hatch in the Bedroom cupboard. A cold water storage tank is present within the void.
Rainwater fittings	Grey plastic gutters and downpipes fitted.
Main walls	Original building is constructed from natural stone walls, pointed. The extension is of cavity concrete blocks, harled externally.
Windows, external doors and joinery	Single glazed in timber, sash and case frames. Entrance doors are also timber.
External decorations	All external joinery has been painted.
Conservatories / porches	None present
Communal areas	A flagstone path passes along the front of Baikie's Buildings and is shared between N ^{os} 1 & 3. It leads from the street to a shared grassed garden. High timber doors separate the path from the pavement.
Garages and permanent outbuildings	A "washhouse" is situated on the opposite side of the access path to the dwelling. It is built of concrete blocks beneath a mono-pitched roof of stone slate. A WC is present within the building.
Outside areas and boundaries	The site is the footprint of the dwelling.
Ceilings	Ceilings are both plasterboard and lathe and plaster.
Internal walls	Stud partitions clad with plasterboard or lathe and plaster are installed throughout. Internal surfaces of external walls are both strapped and lined with either plasterboard or lathe and plaster and plastered on the hard.
Floors including sub-floors	Floors are both solid and suspended timber. All are covered with fitted coverings. No access to the floor void.

Internal joinery and kitchen fittings	Basic units are fitted in the Kitchen. Skirtings and facings are softwood.
Chimney breasts and fireplaces	Tiled fireplaces are present in the Sitting-room and Bedroom. Both are redundant and have been sealed with a sheet of plywood. No grates are present. The chimneybreast is enclosed within the lining of the gable walls.
Internal decoration	All walls and ceilings have been emulsioned and/or papered. Skirtings and facings have been both painted or varnished.
Cellars	None present.
Electricity	Mains electricity wired in double insulated cable. Meter in a cupboard in Entrance Hall.
Gas	None present.
Water, plumbing and bathroom fittings	Mains supply to storage tank situated in the roof void. Copper pipework distribution system. Sanitaryware is functional.
Heating and hot water	Property is heated by electric fires set with the fireplaces.
Drainage	Mains drainage serves the dwelling.
Fire smoke and burglar alarms	None present.
Any additional limits to inspection	All floor surfaces were hidden by fitted carpets and laminate flooring. No access to the extension roof void. No access to the floor void.

Sectional diagram showing elements of a typical house



Reference may be made in this report to some or all of the above component parts of the property. This diagram may assist you in locating and understanding these terms.

2 CONDITION

This section identifies problems and tells you about the urgency of any repairs by using one of three categories.



Structural movement

Repair Category

1

Notes

No evidence of any current movement was noted.



Dampness, rot and infestation

Repair Category

2

Notes

Condensation was noted within the roof void. Condensation forming on the inner surfaces of the windows has descended and cause the timber frames to rot. A large water stain was noted on the gable wall of the bedroom. Further stains were noted above the window opening. High moisture meter readings were note within the staining mentioned and also in the window ingos of the Sitting-room. The walls throughout also gave high readings though lower than the specific areas mentioned. The sarking within the roof void has been affected by condensation and gave high moisture meter readings.



Chimney stacks

Repair Category

3

Notes

The stack is plumb and true. Shrubs are growing in the head and out of a chimney pot. Some of the plaster on the chimneyhead is flaking away.



Roofing including roof space

Repair Category

3

Notes

The cement mortar sealing the ridge tiles is loose and falling away. It should raked out and repaired. The occasional tingle was noted suggesting that the slating nails may have begun to fail. Condensation was noted on the underside of the sarking and also on the roof timbers. There is no fire separation between the roof spaces of N^{os} 2, 4 and 3



Rainwater fittings

Repair Category

3

Notes

The downpipe serving the kitchen extension is absent. Rainwater is consequently running down the wall surface.



Main walls

Repair Category

1

Notes

Walls are plumb and true. Pointing is adequate.
An ivy bush has recently been cut down from the front elevation. It partially obscures the wall around the Sitting-room window.



Windows, external doors and joinery

Repair Category

3

Notes

Many of the windows have begun to rot and putty has fallen away.
Entrance doors are stiff. It was impossible to open the rear door at the time of inspection.



External Decorations

Repair Category

3

Notes

All external joinery requires redecoration.



Conservatories / porches

Repair Category

n/a

Notes

None present.



Communal areas

Repair Category

3

Notes

The path is adequate. The garden is severely poached by dogs and covered with dog excrement and generalised derelict hardware.
The access doors are in poor condition. one has fallen from a hinge with the result that it does not close properly.



Garages and permanent outbuildings

Repair Category

3

Notes

The “washhouse” is in derelict condition. Many of the roof timbers are rotten and have collapsed. The WC is dilapidated. The shed is filled with obsolete tools and rubbish.



Outside areas and boundaries

Repair Category

n/a

Notes

None present.



Ceilings

Repair Category

2

Notes

A crack passes along the junction of the coomb and front wall of the first floor.

Cracking was noted at the junctions between the plasterboard sheets of the ceiling. This can be rectified at the next decoration.



Internal walls

Repair Category

2

Notes

A settlement crack was noted beside the staircase suggesting that the mutual gable wall between N° 1 and N° 3 has moved.



Floors including sub-floors

Repair Category

1

Notes

Floors are firm and level and without significant defect.



Internal joinery and kitchen fittings

Repair Category

1

Notes

All joinery is in functional condition.



Chimney breasts and fireplaces

Repair Category

1

Notes

Tiled fireplaces , while dated, were adequate.



Internal decoration

Repair Category

3

Notes

Decoration is tired and dated. The property requires redecoration.



Cellars

Repair Category

n/a

Notes

None present.



Electricity

Repair Category

1

Notes

No defects noted.
It is recommended that the installation be checked by an electrical engineer and his recommendations be implemented.



Gas

Repair Category

n/a

Notes

None present.



Water, plumbing and bathroom fittings

Repair Category

1

Notes

Generally no defects were noted and the system was functional.



Heating and hot water

Repair Category

2

Notes

It was decommissioned during inspection.



Drainage

Repair Category

1

Notes

No defects were noted.

Set out below is a summary of the condition of the property which is provided for reference only. You should refer to the comments above for detailed information.

Structural movement	1
Dampness, rot and infestation	2
Chimney stacks	3
Roofing including roof space	3
Rainwater fittings	3
Main walls	1
Windows, external doors and joinery	3
External decorations	3
Conservatories / porches	n/a
Communal areas	3
Garages and permanent outbuildings	3
Outside areas and boundaries	n/a
Ceilings	2
Internal walls	2
Floors including sub-floors	1
Internal joinery and kitchen fittings	1
Chimney breasts and fireplaces	1
Internal decorations	3
Cellars	n/a
Electricity	1
Gas	n/a
Water, plumbing and bathroom fitting	1
Heating and hot water	2
Drainage	1

Repair Categories

Category 3:

Urgent Repairs or replacement are needed now. Failure to deal with them may cause problems to other parts of the property or cause a safety hazard. Estimates for repairs or replacement are needed now.

Category 2:

Repairs or replacement requiring future attention, but estimates are still advised.

Category 1:

No immediate action or repair is needed.

Remember

The cost of repairs may influence the amount someone is prepared to pay for the property. We recommend that relevant estimates and reports are obtained in your own name.

Warning

If left unattended, even for a relatively short period, Category 2 repairs can rapidly develop into more serious Category 3 repairs. The existence of Category 2 or Category 3 repairs may have an adverse effect on marketability, value and the sale price ultimately achieved for the property. This is particularly true during slow market conditions where the effect can be considerable.

3. ACCESSIBILITY INFORMATION

Guidance Notes on Accessibility Information

Three steps or fewer to a main entrance door of the property: In flatted developments the 'main entrance' would be the flat's own entrance door, not the external door to the communal stair. The 'three steps or fewer' are counted from external ground level to the flat's entrance door. Where a lift is present, the count is based on the number of steps climbed when using the lift.

Unrestricted parking within 25 metres: For this purpose, 'Unrestricted parking' includes parking available by means of a parking permit. Restricted parking includes: Parking that is subject to parking restrictions, as indicated by the presence of solid yellow, red or white lines at the edge of the road or by a parking control sign, parking meters or other coin-operated machines.

1. Which floor(s) is the living accommodation on?	Ground Floor
2. Are there three steps or fewer to a main entrance door of the property?	Yes
3. Is there a lift to the main entrance door of the property?	No
4. Are all door openings greater than 750mm?	Yes
5. Is there a toilet on the same level as the living room and kitchen?	Yes
6. Is there a toilet on the same level as a bedroom?	No
7. Are all rooms on the same level with no internal steps or stairs?	No
8. Is there unrestricted parking within 25 metres of an entrance door to the building?	No

4. VALUATION AND CONVEYANCER ISSUES

This section highlights information that should be checked with a solicitor or licensed conveyancer. It also gives an opinion of market value and an estimated re-instatement cost for insurance purposes.

Matters for a solicitor or licensed conveyancer

Check rights and responsibilities for mutual parts, shared boundaries etc.

Estimated re-instatement cost for insurance purposes

£300,000.00


Valuation and market comments

I am of the opinion that the open market value of 3 Baikie's Buildings Junction Road Kirkwall, as inspected, is fairly stated at £90000

Report author: N J Coward

Address: The Office
Burgar House
Evie
KW17 2NJ

Signed:



Date of report: Wednesday, 28, February, 2024

The outbreak of the Novel Coronavirus (COVID-19), declared by the World Health Organisation as a “Global Pandemic” on 11 March 2020, has impacted global financial markets. Travel restrictions have been implemented by many countries. Market activity is being impacted in many sectors. As at the valuation date, I consider that I can attach less weight to previous market evidence for comparison purposes, to inform opinions of value. Indeed, the current response to COVID-19 means that we are faced with an unprecedented set of circumstances on which to base a judgement.

My valuation(s) is / are therefore reported on the basis of ‘material valuation uncertainty’ as per VPS 3 and VPGA 10 of the RICS Red Book Global.

Consequently, less certainty – and a higher degree of caution – should be attached to our valuation than would normally be the case. Given the unknown future impact that COVID-19 might have on the real estate market, we recommend that you keep the valuation of 3 Baikie’s Buildings under frequent review.



Terms and Conditions

PART 1 - GENERAL

1.1 The Surveyor

The Seller has engaged the Surveyor to provide the Single Survey Report. The Seller has also engaged the Surveyor to provide an Energy Report in the format prescribed by the accredited Energy Company.

The Surveyor is authorised to provide a transcript or retype of the generic Mortgage Valuation Report on to Lender specific pro-forma. Transcript reports are commonly requested by Brokers and Lenders. The transcript report will be in the format required by the Lender but will contain the same information, inspection date and valuation figure as the generic Mortgage Valuation Report and the Single Survey. The Surveyors will decline any transcript request which requires the provision of information additional to the information in the Report and the generic Mortgage Valuation Report until the Seller has conditionally accepted an offer to purchase made in writing.

Once the Seller has conditionally accepted an offer to purchase made in writing, the Purchaser's lender or conveyancer may request that the Surveyors provide general comment on standard appropriate supplementary documentation. In the event of a significant amount of documentation being provided to the Surveyor, an additional fee may be incurred by the Purchaser. Any additional fee will be agreed in writing.

If information is provided to the Surveyor during the conveyancing process which materially affects the valuation stated in the Report, the Surveyor reserves the right to reconsider the valuation. Where the Surveyor requires to amend the valuation in consequence of such information, they will issue an amended Report to the Seller. It is the responsibility of the Seller to ensure that the amended Report is transmitted to every prospective Purchaser.

The individual Surveyor will be a member of the Royal Institution of Chartered Surveyors who is competent to survey, value and report upon Residential Property.¹

If the Surveyor has had a previous business relationship within the past two years with the Seller or Sellers Agent or relative to the property, they will be obliged to indicate this by ticking the adjacent box.

The Surveyor has a written complaints handling procedure. This is available from the offices of the Surveyors at the address stated.

¹ Which shall be in accordance with the current RICS Valuation Standards (the Red Book) and RICS Codes of Conduct

1.2 The Report

The Surveyor will not provide an amended Report on the Property, except to correct factual inaccuracies.

The Report will identify the nature and source of information relied upon in its preparation.

The Surveyor shall provide a Market Value of the Property, unless the condition of the Property is such that it would be inappropriate to do so. A final decision on whether a loan will be granted rests with the Lender who may impose retentions in line with their lending criteria. The date of condition and value of the property will be the date of inspection.

To date, Purchasers have normally obtained their own report from their chosen Surveyor. By contrast, a Single Survey is instructed by the Seller and made available to all potential Purchasers in expectation that the successful Purchaser will have relied upon it. The Royal Institution of Chartered Surveyors rules require disclosure of any potential conflict of interest when acting for the Seller and the Purchaser in the same transaction. The Single Survey may give rise to a conflict of interest and if this is of concern to any party they are advised to seek their own independent advice. The Report and any expressions or assessments in it are not intended as advice to the Seller or Purchaser or any other person in relation to an asking price or any other sales or marketing decisions.

The Report is based solely on the Property and is not to be relied upon in any manner whatsoever when considering the valuation or condition of any other property.

If certain minor matters are mentioned in the Report it should not be assumed that the Property is free of other minor defects.

Neither the whole nor any part of the Report may be published in any way, reproduced or distributed by any party other than the Seller, prospective purchasers and the Purchaser and their respective professional advisers without the prior written consent of the Surveyor.

1.3 Liability

The Report is prepared with the skill and care reasonably to be expected of a competent residential surveyor who is a member of the Royal Institution of Chartered Surveyors.

The Report is addressed to the Seller and was prepared in the expectation that it (or a complete copy) along with these Terms and Conditions (or a complete copy) would (or, as the case might be, would have been) be disclosed and delivered to

- the Seller;
- any person(s) noting an interest in purchasing the Property from the Seller;
- any person(s) who make(s) (or on whose behalf is made) an offer to purchase the Property, whether or not that offer is accepted by the Seller;
- the Purchaser; and

- the professional advisers of any of these.

The Surveyor acknowledges that his duty of skill and care in relation to the Report is owed to the Seller and to the Purchaser. The Surveyor accepts no responsibility or liability whatsoever in relation to the Report to persons other than the Seller and the Purchaser. The Seller and Purchaser should be aware that if a Lender seeks to rely on this Report they do so at their own risk. In particular, the Surveyor accepts no responsibility or liability whatsoever to any Lender in relation to the Report. Any such Lender relies upon the Report entirely at their own risk.

1.4 Generic Mortgage Valuation Report

The Surveyor undertakes to the Seller that they will prepare a generic Mortgage Valuation Report, which will be issued along with the Single Survey. It is the responsibility of the Seller to ensure that the generic Mortgage Valuation Report is provided to every potential Purchaser.

1.5 Transcript Mortgage Valuation For Lending Purposes

The Surveyor undertakes that on being asked to do so by a prospective purchaser, or his/her professional advisor or Lender, they will prepare a Transcript Mortgage Valuation Report for Lending Purposes on terms and conditions to be agreed between the Surveyors and Lender and solely for the use of the Lender and upon which the Lender may rely. The decision as to whether finance will be provided is entirely a matter for the Lender. The Transcript Mortgage Valuation Report will be prepared from information contained in the Report and the generic Mortgage Valuation Report².

1.6 Intellectual Property

All intellectual property rights whatsoever (including copyright) in and to the Report, excluding the headings and rubrics, are the exclusive property of the Surveyor and shall remain his exclusive property unless they assign the same to any other party in writing.

1.7 Payment

The Surveyor is entitled to refrain from delivering the Report to anyone until the fee and other charges for it notified to the Seller have been paid.

Additional fees will be charged for subsequent inspections and Reports

² Which shall be in accordance with the current RICS Valuation Standards (the Red Book) and RICS Rules of Conduct.

1.8 Cancellation

The Seller will be entitled to cancel the inspection by notifying the Surveyor's office at any time before the day of the inspection.

The Surveyor will be entitled not to proceed with the inspection (and will so report promptly to the Seller) if after arriving at the property, the Surveyor concludes that it is of a type of construction of which the surveyor has insufficient specialist knowledge to be able to provide the inspection satisfactorily. The Surveyor will also be entitled not to proceed if after arriving at the property, the surveyor concludes that the property is exempt under Part 3 of The Housing (Scotland) Act 2006 as detailed in the (Prescribed Documents) Regulations 2008. If there is a potential threat to their health or personal safety, the inspection may be postponed or cancelled, at the Surveyor's discretion. In the case of cancellation or the inspection not proceeding, the Surveyor will refund any fees paid by the Seller for the inspection and Report, except for expenses reasonably incurred and any fee due in light of the final paragraph of this section.

In the case of cancellation by the Seller, for whatever reason, after the inspection has taken place but before a written report is issued, the Surveyor will be entitled to raise an Invoice equivalent to 80% of the agreed fee.

1.9 Precedence

If there is any incompatibility between these Terms and Conditions and the Report, these Terms and Conditions take precedence.

1.10 Definitions

- the “Lender” is the party who has provided or intends or proposes to provide financial assistance to the Purchaser towards the purchase of the Property and in whose favour a standard security will be granted over the Property;
- the “Transcript Mortgage Valuation Report for Lending Purposes” means a separate report, prepared by the Surveyor, prepared from information in the Report and the generic Mortgage Valuation Report, but in a style and format required by the Lender. The Transcript Mortgage Valuation Report for Lending Purposes will be prepared with the skill and care reasonably to be expected from a surveyor who is a member of the Royal Institution of Chartered Surveyors and who is competent to survey, value and report on the Property;
- the "Generic Mortgage Valuation Report" means a separate report, prepared by the Surveyor from information in the Report but in the Surveyor's own format.
- the “Market Value” is *The estimated amount for which a property should exchange on the date of valuation between a willing buyer and a willing seller in an arm's-length*

transaction after proper marketing wherein the parties had each acted knowledgeably, prudently and without compulsion

- the “Property” is the property which forms the subject of the Report;
- the “Purchaser” is the person (or persons) who enters into a contract to buy the Property from the Seller;
- a "prospective Purchaser" is anyone considering buying the Property.
- the “Report” is the report, of the kind described in Part 2 of these Terms and Conditions and in the form set out in part 1 of Schedule 1 of the Housing (Scotland) Act 2006 (Prescribed Documents) Regulations 2008;
- the “Seller” is/are the proprietor(s) of the Property;
- the “Surveyor” is the author of the Report on the Property; and the firm whose details are set out at the head of the Report.
- the "Energy Report" is the advice given by the accredited Energy Company, based on information collected by the Surveyor during the Inspection, and also includes an Energy Performance Certificate, in a Government approved format.

PART 2 – DESCRIPTION OF THE REPORT

2.1 The Service

The Single Survey is a Report by an independent Surveyor, prepared in an objective way regarding the condition and value of the Property on the day of the inspection, and who is a member of the Royal Institution of Chartered Surveyors. It includes an Energy Report as required by Statute and this is in the format of the accredited Energy Company.

2.2 The Inspection

The Inspection is a general surface examination of those parts of the Property which are accessible: in other words, *visible and readily available for examination from ground and floor levels, without risk of causing damage to the Property or injury to the Surveyor.*

All references to visual inspection refer to an inspection from within the property at floor level and from ground level within the site and adjoining public areas, without the need to move any obstructions. Any references to left or right are taken facing the front of the property.

The Inspection is carried out with the Seller’s permission, without causing damage to the building or contents. Furniture, stored items and insulation are not moved.

Unless identified in the report the Surveyor will assume that no harmful or hazardous materials have been used in the construction. The presence or possible consequences of any site contamination will not be researched.

The Surveyor will not carry out an asbestos inspection, and will not be acting as an asbestos inspector in completing a Single Survey of properties that may fall within the Control of Asbestos in the Workplace Regulations. In the case of flats it will be assumed that there is a duty holder, as defined in the Regulations and that a Register of Asbestos and effective Management Plan is in place, which does not require any expenditure, or pose a significant risk to health. No enquiry of the duty holder will be made.

2.3 The Report

The Report will be prepared by the Surveyor who carried out the property inspection and will describe various aspects of the property as defined by the headings of the Single Survey report with the comments being general and unbiased. The report on the location, style and condition of the property, will be concise and will be restricted to matters that could have a material effect upon value and will omit items that, in the Surveyor's opinion, are not significant. If certain minor matters are mentioned, it should not be interpreted that the property is free of any other minor defects.

Throughout the report, the following repair categories will be used to give an overall opinion of the state of repair and condition of the property.

1. Category 3: Urgent repairs or replacement are needed now. Failure to deal with them may cause problems to other parts of the property or cause a safety hazard. Estimates for repairs or replacement are needed now.
2. Category 2: Repairs or replacement requiring future attention, but estimates are still advised.
3. Category 1: No immediate action or repair is needed.

WARNING: If left unattended, even for a relatively short period, Category 2 repairs can rapidly develop into more serious Category 3 repairs. The existence of Category 2 or Category 3 repairs may have an adverse effect on marketability, value and the sale price ultimately achieved for the property. This is particularly true during slow market conditions when the effect can be considerable.

Parts of the property, which cannot be seen or accessed, will not be reported upon and this will be stated. If the Surveyor suspects that a defect may exist within an unexposed area and which could have a material effect upon the value, he may recommend further investigation by specialist contractors.

2.4 Services

Surveyors are not equipped or qualified to test the services and therefore no comment can be interpreted as implying that the design, installation and function of the services are in accordance/compliance with regulations, safety and efficiency expectations. However, comment is made where there is cause to suspect significant defects or shortcomings with the installations. No tests are made of any services or appliances.

The Surveyor will not carry out an asbestos inspection, and will not be acting as an asbestos inspector in completing a Single Survey of properties that may fall within the Control of Asbestos in the Workplace Regulations. In the case of flats it will be assumed that there is a duty holder, as defined in the Regulations and that a Register of Asbestos and effective Management Plan is in place, which does not require any expenditure, or pose a significant risk to health. No enquiry of the duty holder will be made.

2.3 The Report

The Report will be prepared by the Surveyor who carried out the property inspection and will describe various aspects of the property as defined by the headings of the Single Survey report with the comments being general and unbiased. The report on the location, style and condition of the property, will be concise and will be restricted to matters that could have a material effect upon value and will omit items that, in the Surveyor's opinion, are not significant. If certain minor matters are mentioned, it should not be interpreted that the property is free of any other minor defects.

Throughout the report, the following repair categories will be used to give an overall opinion of the state of repair and condition of the property.

1. Category 3: Urgent repairs or replacement are needed now. Failure to deal with them may cause problems to other parts of the property or cause a safety hazard. Estimates for repairs or replacement are needed now.
2. Category 2: Repairs or replacement requiring future attention, but estimates are still advised.
3. Category 1: No immediate action or repair is needed.

WARNING: If left unattended, even for a relatively short period, Category 2 repairs can rapidly develop into more serious Category 3 repairs. The existence of Category 2 or Category 3 repairs may have an adverse effect on marketability, value and the sale price ultimately achieved for the property. This is particularly true during slow market conditions when the effect can be considerable.

Parts of the property, which cannot be seen or accessed, will not be reported upon and this will be stated. If the Surveyor suspects that a defect may exist within an unexposed area and which could have a material effect upon the value, he may recommend further investigation by specialist contractors.

2.4 Services

Surveyors are not equipped or qualified to test the services and therefore no comment can be interpreted as implying that the design, installation and function of the services are in accordance/compliance with regulations, safety and efficiency expectations. However, comment is made where there is cause to suspect significant defects or shortcomings with the installations. No tests are made of any services or appliances.

Energy Performance Certificate (EPC)

Scotland

Dwellings

3 BAIKIES BUILDINGS, JUNCTION ROAD, KIRKWALL, KW15 1AF

Dwelling type: End-terrace house
Date of assessment: 27 February 2024
Date of certificate: 28 February 2024
Total floor area: 70 m²
Primary Energy Indicator: 841 kWh/m²/year

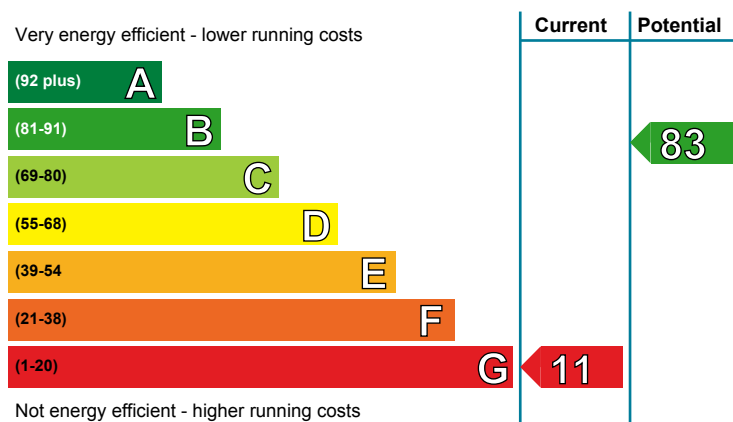
Reference number: 0110-2253-6120-2824-5851
Type of assessment: RdSAP, existing dwelling
Approved Organisation: Elmhurst
Main heating and fuel: Room heaters, electric

You can use this document to:

- Compare current ratings of properties to see which are more energy efficient and environmentally friendly
- Find out how to save energy and money and also reduce CO₂ emissions by improving your home

Estimated energy costs for your home for 3 years*	£17,889	See your recommendations report for more information
Over 3 years you could save*	£12,279	

* based upon the cost of energy for heating, hot water, lighting and ventilation, calculated using standard assumptions

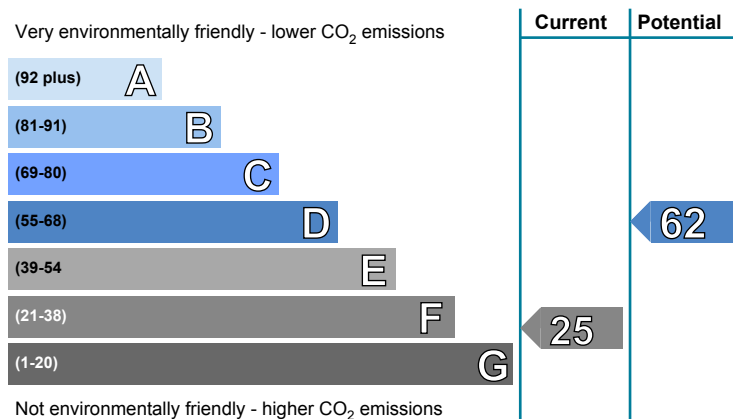


Energy Efficiency Rating

This graph shows the current efficiency of your home, taking into account both energy efficiency and fuel costs. The higher this rating, the lower your fuel bills are likely to be.

Your current rating is **band G (11)**. The average rating for EPCs in Scotland is **band D (61)**.

The potential rating shows the effect of undertaking all of the improvement measures listed within your recommendations report.



Environmental Impact (CO₂) Rating

This graph shows the effect of your home on the environment in terms of carbon dioxide (CO₂) emissions. The higher the rating, the less impact it has on the environment.

Your current rating is **band F (25)**. The average rating for EPCs in Scotland is **band D (59)**.

The potential rating shows the effect of undertaking all of the improvement measures listed within your recommendations report.

Top actions you can take to save money and make your home more efficient

Recommended measures	Indicative cost	Typical savings over 3 years
1 Increase loft insulation to 270 mm	£100 - £350	£969.00
2 Cavity wall insulation	£500 - £1,500	£399.00
3 Internal or external wall insulation	£4,000 - £14,000	£1668.00

A full list of recommended improvement measures for your home, together with more information on potential cost and savings and advice to help you carry out improvements can be found in your recommendations report.

To find out more about the recommended measures and other actions you could take today to stop wasting energy and money, visit greenerscotland.org or contact Home Energy Scotland on 0808 808 2282.

THIS PAGE IS THE ENERGY PERFORMANCE CERTIFICATE WHICH MUST BE AFFIXED TO THE DWELLING AND NOT BE REMOVED UNLESS IT IS REPLACED WITH AN UPDATED CERTIFICATE

Summary of the energy performance related features of this home

This table sets out the results of the survey which lists the current energy-related features of this home. Each element is assessed by the national calculation methodology; 1 star = very poor (least efficient), 2 stars = poor, 3 stars = average, 4 stars = good and 5 stars = very good (most efficient). The assessment does not take into consideration the condition of an element and how well it is working. 'Assumed' means that the insulation could not be inspected and an assumption has been made in the methodology, based on age and type of construction.

Element	Description	Energy Efficiency	Environmental
Walls	Sandstone or limestone, as built, no insulation (assumed)	★★☆☆☆	★★☆☆☆
	Cavity wall, as built, no insulation (assumed)	★★☆☆☆	★★☆☆☆
Roof	Pitched, 25 mm loft insulation	★★☆☆☆	★★☆☆☆
Floor	Suspended, no insulation (assumed)	—	—
	Solid, no insulation (assumed)	—	—
Windows	Single glazed	★☆☆☆☆	★☆☆☆☆
Main heating	Room heaters, electric	★☆☆☆☆	★★☆☆☆
Main heating controls	No thermostatic control of room temperature	★★☆☆☆	★★☆☆☆
Secondary heating	None	—	—
Hot water	Electric immersion, standard tariff	★☆☆☆☆	★★☆☆☆
Lighting	Low energy lighting in all fixed outlets	★★★★★	★★★★★

The energy efficiency rating of your home

Your Energy Efficiency Rating is calculated using the standard UK methodology, RdSAP. This calculates energy used for heating, hot water, lighting and ventilation and then applies fuel costs to that energy use to give an overall rating for your home. The rating is given on a scale of 1 to 100. Other than the cost of fuel for electrical appliances and for cooking, a building with a rating of 100 would cost almost nothing to run.

As we all use our homes in different ways, the energy rating is calculated using standard occupancy assumptions which may be different from the way you use it. The rating also uses national weather information to allow comparison between buildings in different parts of Scotland. However, to make information more relevant to your home, local weather data is used to calculate your energy use, CO₂ emissions, running costs and the savings possible from making improvements.


The impact of your home on the environment

One of the biggest contributors to global warming is carbon dioxide. The energy we use for heating, lighting and power in our homes produces over a quarter of the UK's carbon dioxide emissions. Different fuels produce different amounts of carbon dioxide for every kilowatt hour (kWh) of energy used. The Environmental Impact Rating of your home is calculated by applying these 'carbon factors' for the fuels you use to your overall energy use.

The calculated emissions for your home are 142 kg CO₂/m²/yr.

The average Scottish household produces about 6 tonnes of carbon dioxide every year. Based on this assessment, heating and lighting this home currently produces approximately 10 tonnes of carbon dioxide every year. Adopting recommendations in this report can reduce emissions and protect the environment. If you were to install all of these recommendations this could reduce emissions by 5.3 tonnes per year. You could reduce emissions even more by switching to renewable energy sources.


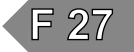

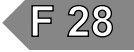

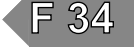

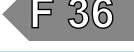












Estimated energy costs for this home

	Current energy costs	Potential energy costs	Potential future savings
Heating	£15,828 over 3 years	£4,689 over 3 years	
Hot water	£1,770 over 3 years	£579 over 3 years	
Lighting	£291 over 3 years	£342 over 3 years	
Totals	£17,889	£5,610	

These figures show how much the average household would spend in this property for heating, lighting and hot water. This excludes energy use for running appliances such as TVs, computers and cookers, and the benefits of any electricity generated by this home (for example, from photovoltaic panels). The potential savings in energy costs show the effect of undertaking all of the recommended measures listed below.

Recommendations for improvement

The measures below will improve the energy and environmental performance of this dwelling. The performance ratings after improvements listed below are cumulative; that is, they assume the improvements have been installed in the order that they appear in the table. Further information about the recommended measures and other simple actions to take today to save money is available from the Home Energy Scotland hotline which can be contacted on 0808 808 2282. Before carrying out work, make sure that the appropriate permissions are obtained, where necessary. This may include permission from a landlord (if you are a tenant) or the need to get a Building Warrant for certain types of work.

Recommended measures	Indicative cost	Typical saving per year	Rating after improvement	
			Energy	Environment
1 Increase loft insulation to 270 mm	£100 - £350	£323		
2 Cavity wall insulation	£500 - £1,500	£133		
3 Internal or external wall insulation	£4,000 - £14,000	£556		
4 Floor insulation (suspended floor)	£800 - £1,200	£251		
5 Floor insulation (solid floor)	£4,000 - £6,000	£138		
6 Draughtproofing	£80 - £120	£275		
7 High heat retention storage heaters and dual immersion cylinder	£1,200 - £1,800	£2063		
8 Solar water heating	£4,000 - £6,000	£101		
9 Replace single glazed windows with low-E double glazed windows	£3,300 - £6,500	£251		
10 Solar photovoltaic panels, 2.5 kWp	£3,500 - £5,500	£548		

Alternative measures

There are alternative improvement measures which you could also consider for your home. It would be advisable to seek further advice and illustration of the benefits and costs of such measures.

- External insulation with cavity wall insulation
- Biomass boiler (Exempted Appliance if in Smoke Control Area)
- Air or ground source heat pump

Choosing the right improvement package

For free and impartial advice on choosing suitable measures for your property, contact the Home Energy Scotland hotline on 0808 808 2282 or go to www.greenerscotland.org.



About the recommended measures to improve your home's performance rating

This section offers additional information and advice on the recommended improvement measures for your home

1 Loft insulation

Loft insulation laid in the loft space or between roof rafters to a depth of at least 270 mm will significantly reduce heat loss through the roof; this will improve levels of comfort, reduce energy use and lower fuel bills. Insulation should not be placed below any cold water storage tank, any such tank should also be insulated on its sides and top, and there should be boarding on battens over the insulation to provide safe access between the loft hatch and the cold water tank. The insulation can be installed by professional contractors but also by a capable DIY enthusiast. Loose granules may be used instead of insulation quilt; this form of loft insulation can be blown into place and can be useful where access is difficult. The loft space must have adequate ventilation to prevent dampness; seek advice about this if unsure. Further information about loft insulation and details of local contractors can be obtained from the National Insulation Association (www.nationalinsulationassociation.org.uk).

2 Cavity wall insulation

Cavity wall insulation, to fill the gap between the inner and outer layers of external walls with an insulating material, reduces heat loss; this will improve levels of comfort, reduce energy use and lower fuel bills. The insulation material is pumped into the gap through small holes that are drilled into the outer walls, and the holes are made good afterwards. As specialist machinery is used to fill the cavity, a professional installation company should carry out this work, and they should carry out a thorough survey before commencing work to ensure that this type of insulation is suitable for this home and its exposure. They should also provide a guarantee for the work and handle any building standards issues. Further information about cavity wall insulation and details of local installers can be obtained from the National Insulation Association (www.nationalinsulationassociation.org.uk).

3 Internal or external wall insulation

Internal or external wall insulation involves adding a layer of insulation to either the inside or the outside surface of the external walls, which reduces heat loss and lowers fuel bills. As it is more expensive than cavity wall insulation it is only recommended for walls without a cavity, or where for technical reasons a cavity cannot be filled. Internal insulation, known as dry-lining, is where a layer of insulation is fixed to the inside surface of external walls; this type of insulation is best applied when rooms require redecorating. External solid wall insulation is the application of an insulant and a weather-protective finish to the outside of the wall. This may improve the look of the home, particularly where existing brickwork or rendering is poor, and will provide long-lasting weather protection. Further information can be obtained from the National Insulation Association (www.nationalinsulationassociation.org.uk). It should be noted that a building warrant is required for the installation of external wall insulation. Planning permission may also be required and that building regulations apply to external insulation so it is best to check with your local authority on both issues.

4 Floor insulation (suspended floor)

Insulation of a floor will significantly reduce heat loss; this will improve levels of comfort, reduce energy use and lower fuel bills. Suspended floors can often be insulated from below but must have adequate ventilation to prevent dampness; seek advice about this if unsure. Further information about floor insulation is available from many sources including www.energysavingtrust.org.uk/scotland/Insulation/Floor-insulation. Building regulations generally apply to this work so it is best to check with your local authority building standards department.

5 Floor insulation (solid floor)

Insulation of a floor will significantly reduce heat loss; this will improve levels of comfort, reduce energy use and lower fuel bills. Insulating solid floors can present challenges; insulation laid on top of existing solid floors may impact on existing doors and finishes whilst lifting of a solid floor to insert insulation below will require consideration of the potential effect on both structural stability and damp proofing. It is advised to seek advice from a Chartered Structural Engineer or a registered Architect about this if unsure. Further information about floor insulation is available from many sources including www.energysavingtrust.org.uk/scotland/Insulation/Floor-insulation. Building regulations generally apply to this work and may also require a building warrant so it is best to check with your local authority building standards department.

6 Draughtproofing

Fitting draughtproofing, strips of insulation around windows and doors, will improve the comfort in the home. A contractor can be employed but draughtproofing can be installed by a competent DIY enthusiast.

7 High heat retention storage heaters

Modern storage heaters are less expensive to run than the direct acting, on-peak heating system in the property. A dual-rate electricity supply is required to provide the off-peak electricity that these heaters use; this is easily obtained by contacting the energy supplier. Ask for a quotation for high heat retention heaters with automatic charge and output controls. A dual-immersion cylinder, which can be installed at the same time, will provide cheaper hot water than the system currently installed. Installations should be in accordance with the national wiring standards. Building regulations generally apply to this work and a building warrant may be required, so it is best to check with your local authority building standards department and seek advice from a qualified electrical heating engineer. Ask the engineer to explain the options, which might also include switching to other forms of electric heating.

8 Solar water heating

A solar water heating panel, usually fixed to the roof, uses the sun to pre-heat the hot water supply. This can significantly reduce the demand on the heating system to provide hot water and hence save fuel and money. Planning permission might be required, building regulations generally apply to this work and a building warrant may be required, so it is best to check these with your local authority. You could be eligible for Renewable Heat Incentive payments which could appreciably increase the savings beyond those shown on your EPC, provided that both the product and the installer are certified by the Microgeneration Certification Scheme (or equivalent). Details of local MCS installers are available at www.microgenerationcertification.org.

9 Double glazed windows

Double glazing is the term given to a system where two panes of glass are made up into a sealed unit. Replacing existing single-glazed windows with double-glazed windows will improve comfort in the home by reducing draughts and cold spots near windows. Double-glazed windows may also reduce noise, improve security and combat problems with condensation. Building regulations apply to this work and planning permission may also be required, so it is best to check with your local authority on what standards need to be met. A building warrant is not required if the windows comply with the current requirements.

10 Solar photovoltaic (PV) panels

A solar PV system is one which converts light directly into electricity via panels placed on the roof with no waste and no emissions. This electricity is used throughout the home in the same way as the electricity purchased from an energy supplier. Planning permission might be required, building regulations generally apply to this work and a building warrant may be required, so it is best to check with your local authority. The assessment does not include the effect of any Feed-in Tariff which could appreciably increase the savings that are shown on this EPC for solar photovoltaic panels, provided that both the product and the installer are certified by the Microgeneration Certification Scheme (or equivalent). Details of local MCS installers are available at www.microgenerationcertification.org.

Low and zero carbon energy sources

Low and zero carbon (LZC) energy sources are sources of energy that release either very little or no carbon dioxide into the atmosphere when they are used. Installing these sources may help reduce energy bills as well as cutting carbon.

LZC energy sources present: There are none provided for this home

Your home's heat demand

In this section, you can see how much energy you might need to heat your home and provide hot water. These are estimates showing how an average household uses energy. These estimates may not reflect your actual energy use, which could be higher or lower. You might spend more money on heating and hot water if your house is less energy efficient. The table below shows the potential benefit of having your loft and walls insulated. Visit <https://energysavingtrust.org.uk/energy-at-home> for more information.

Heat demand	Existing dwelling	Impact of loft insulation	Impact of cavity wall insulation	Impact of solid wall insulation
Space heating (kWh per year)	16,974	(1,690)	(429)	(1,799)
Water heating (kWh per year)	1,899			

Addendum

This dwelling has stone walls and so requires further investigation to establish whether these walls are of cavity construction and to determine which type of wall insulation is best suited.

About this document

This Recommendations Report and the accompanying Energy Performance Certificate are valid for a maximum of ten years. These documents cease to be valid where superseded by a more recent assessment of the same building carried out by a member of an Approved Organisation.

The Energy Performance Certificate and this Recommendations Report for this building were produced following an energy assessment undertaken by an assessor accredited by Elmhurst (www.elmhurstenergy.co.uk), an Approved Organisation Appointed by Scottish Ministers. The certificate has been produced under the Energy Performance of Buildings (Scotland) Regulations 2008 from data lodged to the Scottish EPC register. You can verify the validity of this document by visiting www.scottishepcregister.org.uk and entering the report reference number (RRN) printed at the top of this page.

Assessor's name:	Mr. Nicholas Coward
Assessor membership number:	EES/009319
Company name/trading name:	N J Coward
Address:	The Mart Hatson Orkney Kirkwall KW15 1FL
Phone number:	01856 873342
Email address:	nick@njcoward.co.uk
Related party disclosure:	No related party

If you have any concerns regarding the content of this report or the service provided by your assessor you should in the first instance raise these matters with your assessor and with the Approved Organisation to which they belong. All Approved Organisations are required to publish their complaints and disciplinary procedures and details can be found online at the web address given above.

Use of this energy performance information

Once lodged by your EPC assessor, this Energy Performance Certificate and Recommendations Report are available to view online at www.scottishepcregister.org.uk, with the facility to search for any single record by entering the property address. This gives everyone access to any current, valid EPC except where a property has a Green Deal Plan, in which case the report reference number (RRN) must first be provided. The energy performance data in these documents, together with other building information gathered during the assessment is held on the Scottish EPC Register and is available to authorised recipients, including organisations delivering energy efficiency and carbon reduction initiatives on behalf of the Scottish and UK governments. A range of data from all assessments undertaken in Scotland is also published periodically by the Scottish Government. Further information on these matters and on Energy Performance Certificates in general, can be found at www.gov.scot/epc.

Advice and support to improve this property

There is support available, which could help you carry out some of the improvements recommended for this property on page 3 and stop wasting energy and money. For more information, visit [greener-scotland.org](https://www.greener-scotland.org) or contact Home Energy Scotland on 0808 808 2282.

Home Energy Scotland's independent and expert advisors can offer free and impartial advice on all aspects of energy efficiency, renewable energy and more.

HOMEENERGYSCOTLAND.ORG
0808 808 2282
FUNDED BY THE SCOTTISH GOVERNMENT



property questionnaire

Property Address 3 Baikies Buildings Kirkwall KW15 1AF?	
Seller(s) Estate of Robert Moodie	
Completion date of Property Questionnaire	8-2-24

Note for sellers

- Please complete this form carefully. It is important your answers are correct.
- The information in your answers will help ensure that the sale of your house goes smoothly. Please answer each question with as much detailed information as you can.
- If anything changes after you fill in this questionnaire but before the date of entry for the sale of your house, tell you solicitor or estate agent immediately.

Information to be given to prospective buyer(s)

1.	Length of Ownership
	How long have you owned the property? Since 1993
2.	Council Tax
	Which Council Tax band is your property in? <input type="checkbox"/> A <input type="checkbox"/> B <input type="checkbox"/> C <input type="checkbox"/> D <input type="checkbox"/> E <input type="checkbox"/> F <input type="checkbox"/> G Not sure, but Lows will have this information
3.	Parking
	What are the arrangements for parking at your property? (Please tick all that apply)
	Garage <input type="checkbox"/>
	Allocated parking space <input type="checkbox"/>
	Driveway <input type="checkbox"/>
	On street <input checked="" type="checkbox"/>
	Resident Permit <input type="checkbox"/>
	Metered parking <input type="checkbox"/>
	Shared parking <input type="checkbox"/>
	Other (please specify) In nearby public car parks

7.	<p>Central heating</p>	
	<p>Is there a central heating system in your property? (Note: a partial central heating system is one which does not heat all the main rooms of the property — the main living room, the bedroom(s), the hall and the bathroom).</p> <p><u>If you have answered yes or partial</u> – what kind of central heating is there?</p> <div style="border: 1px solid black; height: 25px; width: 600px; margin-bottom: 5px;"></div> <p>(examples: gas-fired, solid fuel, electric storage heating, gas-warm air).</p> <p>If you have answered yes, please answer the three questions below:</p>	<p>Please select No</p>
	<p>(i) When was your central heating system or partial central heating system installed?</p> <div style="border: 1px solid black; height: 25px; width: 600px; margin-bottom: 10px;"></div> <p>(ii) Do you have a maintenance contract for the central heating system?</p> <p>If you have answered yes, please give details of the company with which you have a maintenance contract:</p> <div style="border: 1px solid black; height: 25px; width: 600px; margin-bottom: 10px;"></div> <p>(iii) When was your maintenance agreement last renewed? (Please provide the month and year).</p> <div style="border: 1px solid black; height: 25px; width: 600px;"></div>	
8.	<p>Energy Performance Certificate</p>	
	<p>Does your property have an Energy Performance Certificate, which is less than 10 years old?</p>	<p>Please select No</p>
9.	<p>Issues that may have affected your property</p>	
a.	<p>Has there been any storm, flood, fire or other structural damage to your property while you have owned it? <i>Severe flooding in Oct 2006 affected much of Junction Road, including this property</i></p> <p><u>If you have answered yes</u>, is the damage the subject of any outstanding insurance claim?</p>	<p>Please select Yes</p> <p>Please select No</p>

<p>b.</p>	<p>Are you aware of the existence of asbestos in your property?</p> <p><u>If you have answered yes</u>, please give details:</p> <div style="border: 1px solid black; height: 30px; width: 100%;"></div>	<p>Please select</p> <p>No</p>																								
<p>10. Services</p>																										
<p>a.</p>	<p>Please tick which services are connected to your property and give details of the supplier:</p> <table border="0" style="width: 100%;"> <thead> <tr> <th style="text-align: left;">Services</th> <th style="text-align: center;">Connected</th> <th style="text-align: left;">Supplier</th> </tr> </thead> <tbody> <tr> <td>Gas or liquid petroleum gas</td> <td style="text-align: center;"><input type="checkbox"/></td> <td><div style="border: 1px solid black; height: 20px; width: 100%;"></div></td> </tr> <tr> <td>Water mains or private water supply</td> <td style="text-align: center;"><input checked="" type="checkbox"/></td> <td><div style="border: 1px solid black; padding: 2px;">OTC</div></td> </tr> <tr> <td>Electricity</td> <td style="text-align: center;"><input checked="" type="checkbox"/></td> <td><div style="border: 1px solid black; padding: 2px;">Lows will have this information</div></td> </tr> <tr> <td>Mains drainage</td> <td style="text-align: center;"><input checked="" type="checkbox"/></td> <td><div style="border: 1px solid black; padding: 2px;">OTC</div></td> </tr> <tr> <td>Telephone</td> <td style="text-align: center;"><input type="checkbox"/></td> <td><div style="border: 1px solid black; height: 20px; width: 100%;"></div></td> </tr> <tr> <td>Cable TV or satellite</td> <td style="text-align: center;"><input type="checkbox"/></td> <td><div style="border: 1px solid black; height: 20px; width: 100%;"></div></td> </tr> <tr> <td>Broadband</td> <td style="text-align: center;"><input type="checkbox"/></td> <td><div style="border: 1px solid black; height: 20px; width: 100%;"></div></td> </tr> </tbody> </table>	Services	Connected	Supplier	Gas or liquid petroleum gas	<input type="checkbox"/>	<div style="border: 1px solid black; height: 20px; width: 100%;"></div>	Water mains or private water supply	<input checked="" type="checkbox"/>	<div style="border: 1px solid black; padding: 2px;">OTC</div>	Electricity	<input checked="" type="checkbox"/>	<div style="border: 1px solid black; padding: 2px;">Lows will have this information</div>	Mains drainage	<input checked="" type="checkbox"/>	<div style="border: 1px solid black; padding: 2px;">OTC</div>	Telephone	<input type="checkbox"/>	<div style="border: 1px solid black; height: 20px; width: 100%;"></div>	Cable TV or satellite	<input type="checkbox"/>	<div style="border: 1px solid black; height: 20px; width: 100%;"></div>	Broadband	<input type="checkbox"/>	<div style="border: 1px solid black; height: 20px; width: 100%;"></div>	
Services	Connected	Supplier																								
Gas or liquid petroleum gas	<input type="checkbox"/>	<div style="border: 1px solid black; height: 20px; width: 100%;"></div>																								
Water mains or private water supply	<input checked="" type="checkbox"/>	<div style="border: 1px solid black; padding: 2px;">OTC</div>																								
Electricity	<input checked="" type="checkbox"/>	<div style="border: 1px solid black; padding: 2px;">Lows will have this information</div>																								
Mains drainage	<input checked="" type="checkbox"/>	<div style="border: 1px solid black; padding: 2px;">OTC</div>																								
Telephone	<input type="checkbox"/>	<div style="border: 1px solid black; height: 20px; width: 100%;"></div>																								
Cable TV or satellite	<input type="checkbox"/>	<div style="border: 1px solid black; height: 20px; width: 100%;"></div>																								
Broadband	<input type="checkbox"/>	<div style="border: 1px solid black; height: 20px; width: 100%;"></div>																								
<p>b.</p>	<p>Is there a septic tank system at your property?</p> <p><u>If you have answered yes</u>, please answer the two questions below:</p> <p>(i) Do you have appropriate consents for the discharge from your septic tank?</p> <p>(ii) Do you have a maintenance contract for your septic tank?</p> <p><u>If you have answered yes</u>, please give details of the company with which you have a maintenance contract:</p> <div style="border: 1px solid black; height: 30px; width: 100%;"></div>	<p>Please select</p> <p>No</p> <p>Please select</p> <p>Please select</p>																								

property questionnaire

11.	Responsibilities for shared or common areas	
a.	<p>Are you aware of any responsibility to contribute to the cost of anything used jointly, such as the repair of a shared drive, private road, boundary, or garden area?</p> <p><u>If you have answered yes</u>, please give details:</p> <div data-bbox="148 465 1141 678" style="border: 1px solid black; padding: 5px;"> <p>There is a drying green/garden area and a Victorian wash house which are shared between the properties - 4 Baikies Buildings. Neither of these have incurred any costs during the time my family has owned 3 Baikies Buildings but ownership is definitely shared between the 4 properties.</p> </div>	Please select
b.	<p>Is there a responsibility to contribute to repair and maintenance of the roof, common stairwell or other common areas?</p> <p><u>If you have answered yes</u>, please give details:</p> <div data-bbox="148 869 1141 1041" style="border: 1px solid black; height: 77px;"></div>	Please select No
c.	<p>Has there been any major repair or replacement of any part of the roof during the time you have owned the property?</p>	Please select No
d.	<p>Do you have the right to walk over any of your neighbours' property - for example to put out your rubbish bin or to maintain your boundaries?</p> <p><u>If you have answered yes</u>, please give details:</p> <div data-bbox="148 1402 1141 1574" style="border: 1px solid black; padding: 5px;"> <p>Access to 3 Baikies Buildings is through a close, which I assume belongs to 1 Baikies Buildings. Bins need to be moved through the same close to gain access to junction road.</p> </div>	Please select Yes.
e.	<p>As far as you are aware, do any of your neighbours have the right to walk over your property, for example to put out their rubbish bin or to maintain their boundaries?</p> <p><u>If you have answered yes</u>, please give details:</p> <div data-bbox="148 1832 1141 2004" style="border: 1px solid black; padding: 5px;"> <p>The residents of the other 3 properties probably have rights to access the wash house, which is next to 3 Baikies Buildings at the corner of the drying green.</p> </div>	Please select

<p>f.</p>	<p>As far as you are aware, is there a public right of way across any part of your property (public right of way is a way over privately-owned)?</p> <p><u>If you have answered yes</u>, please give details:</p> <div style="border: 1px solid black; height: 70px; width: 100%;"></div>	<p>Please select No</p>
<p>12. Charges associated with your property</p>		
<p>a.</p>	<p>Is there a factor or property manager for your property?</p> <p><u>If you have answered yes</u>, please provide the name and address, and give details of any deposit held and approximate charges:</p> <div style="border: 1px solid black; height: 70px; width: 100%;"></div>	<p>Please select No</p>
<p>b.</p>	<p>Is there a common buildings insurance policy?</p> <p><u>If you have answered yes</u>, is the cost of the insurance included in your monthly/annual factor's charges?</p>	<p>Please select No Please select</p>
<p>c.</p>	<p>Please give details of any other charges you have to pay on a regular basis for the upkeep of common areas or repair works, for example to a residents' association, or maintenance or stair fund.</p> <div style="border: 1px solid black; height: 70px; width: 100%;"></div>	<p>No</p>

property questionnaire

13. Specialist works	
<p>a. As far as you are aware, has treatment of dry rot, wet rot, damp or any other specialist work ever been carried out to your property? If you have answered yes, please say what the repairs were for, whether you carried out the repairs (and when) or if they were done before you bought the property:</p> <div data-bbox="148 479 1142 651" style="border: 1px solid black; height: 77px; width: 623px;"></div>	<p>Please select No</p>
<p>b. As far as you were aware, has any preventative work for dry rot, wet rot, or damp, ever been carried out to your property? <u>If you have answered yes</u>, please give details:</p> <div data-bbox="148 889 1142 1061" style="border: 1px solid black; height: 77px; width: 623px;"></div>	<p>Please select No</p>
<p>c. <u>If you have answered yes</u> to 13(a) or (b), do you have any guarantees relating to this work? <u>If you have answered yes</u> these guarantees will be needed by the purchaser and should be given to your solicitor as soon as possible for checking. If you do not have them yourself <u>please write below who has these documents</u> and your solicitor or estate agent will arrange for them to be obtained. You will also need to provide a description of the work carried out. This may be shown in the original estimate. Guarantees are held by:</p> <div data-bbox="148 1462 1142 1561" style="border: 1px solid black; height: 44px; width: 623px;"></div>	<p>Please select</p>

14.	Guarantees	
a.	<p>Are there any guarantees or warranties for any of the following:</p> <ul style="list-style-type: none"> (i) Electrical work (ii) Roofing (iii) Central heating (iv) National House Building Council (NHBC) (v) Damp course (vi) Any other work or installations (for example, cavity wall insulation, underpinning, indemnity policy) 	<p>No</p> <p>Please select</p> <p>Please select</p> <p>Please select</p> <p>Please select</p> <p>Please select</p> <p>Please select</p>
b.	<p>If you have answered yes or 'with title deeds', please give details of the work or installations to which the guarantee(s) relate(s):</p> <div style="border: 1px solid black; height: 70px; width: 100%;"></div>	
c.	<p>Are there any outstanding claims under any of the guarantees listed above?</p> <p><u>If you have answered yes</u>, please give details:</p> <div style="border: 1px solid black; height: 70px; width: 100%;"></div>	<p>Please select</p> <p>No</p>
15.	Boundaries	
	<p>So far as you are aware, has any boundary of your property been moved in the last 10 years?</p> <p><u>If you have answered yes</u>, please give details:</p> <div style="border: 1px solid black; height: 70px; width: 100%;"></div>	<p>Please select</p> <p>No</p>

16.	Notices that affect your property	
	<p>In the past three years have you ever received a notice:</p> <p>a. advising that the owner of a neighbouring property has made a planning application?</p> <p>b. that affects your property in some other way?</p> <p>c. that requires you to do any maintenance, repairs or improvements to your property?</p> <p><u>If you have answered yes to any of a–c above</u>, please give the notices to your solicitor or estate agent, including any notices which arrive at any time before the date of entry of the purchaser of your property.</p>	<p>Please select No</p> <p>Please select</p> <p>Please select</p>

Declaration by the seller(s)/or other authorised body or person(s)

I/We confirm that the information in this form is true and correct to the best of my/our knowledge and belief.

Signature(s): _____

Date: 8/2/24